










CORRECTION

Open Access



Correction: Plasma protein biomarkers reflective of the host response in patients developing Intensive Care Unit-acquired pneumonia

Tijtske S. R. van Engelen^{1*} , Tom D. Y. Reijnders¹ , Fleur P. Paling² , Marc J. M. Bonten² ,
Leen Timbermont³ , Surbhi Malhotra-Kumar³ , Jan A. J. W. Kluytmans⁴ , Hessel Peters-Sengers¹ ,
Tom van der Poll^{1*}  and for the ASPIRE-I. C. U. Study Team

Correction: Critical Care (2023) 27:269
<https://doi.org/10.1186/s13054-023-04536-0>

Following publication of the original article [1], the authors identified errors in the Additional file 1. A few of the supplementary figures were partially not visible.

The correct Additional file 1 file is included in this article.

Additional file 1 has been updated in this correction article and the original article [1] has been corrected.

Supplementary Information

The online version contains supplementary material available at <https://doi.org/10.1186/s13054-023-04700-6>.

Additional file 1: STROBE statement; Supplementary methods: Definition of ICU-acquired pneumonia; Comorbidities; Causative pathogens; Sample collection; Assays; Statistical analysis; References; Supplementary tables: **Table S1.** Patient characteristics and clinical outcome of selected and not selected controls; **Table S2.** Missing clinical data; **Table S3.** Comorbidities; **Table S4.** Overview of linear mixed model estimates comparing cases with controls at baseline and onset of ICU-acquired pneumonia; **Table S5.** Patient characteristics and clinical outcome of cases in whom pneumonia occurred prior to day 7; **Table S6.** Patient characteristics of cases categorized into three groups according to the day of onset of ICU-acquired pneumonia; Supplementary figures: **Fig. S1.** Schematic representation of the clinical course of 277 cases during ICU-Stay; **Fig. S2.** Plasma protein biomarkers indicative of cytokine release and systemic inflammatory responses, and endothelial cell and procoagulant responses in Intensive Care Unit patients stratified according to the development of an ICU acquired Pneumonia or not at baseline and the time of the event; **Fig. S3.** Cytokine release and systemic inflammatory responses in ICU patients stratified according to the development of ICU-acquired pneumonia or not at baseline and event; **Fig. S4.** Endothelial cell and procoagulant responses in ICU patients stratified according to the development of ICU-acquired pneumonia or not at baseline and event; **Fig. S5.** Cytokine and systemic inflammatory responses in patients in whom pneumonia occurred prior to day 7; **Fig. S6.** Endothelial cell and procoagulant responses in Intensive Care Unit patients in whom pneumonia occurred prior to day 7; **Fig. S7.** Baseline cytokine release and systemic inflammatory responses in ICU patients who developed ICU acquired pneumonia; **Fig. S8.** Baseline endothelial cell and procoagulant responses in ICU patients who developed ICU-acquired pneumonia; ASPIRE-ICU Study Team.

The original article can be found online at <https://doi.org/10.1186/s13054-023-04536-0>.

*Correspondence:

Tijtske S. R. van Engelen
t.s.vanengelen@amsterdamumc.nl
Tom van der Poll
t.vanderpoll@amsterdamumc.nl

¹ Center for Experimental and Molecular Medicine (CEMM), Amsterdam University Medical Centers, Location AMC, University of Amsterdam, Room G2-105, Meibergdreef 9, 1105 AZ Amsterdam, The Netherlands

² Julius Center for Health Sciences and Primary Care, University Medical Center Utrecht, Utrecht University, Utrecht, The Netherlands

³ Laboratory of Medical Microbiology, Vaccine and Infectious Disease Institute, University of Antwerp, Antwerp, Belgium

⁴ Department of Medical Microbiology, University Medical Center Utrecht, Utrecht University, Utrecht, The Netherlands



© The Author(s) 2023. **Open Access** This article is licensed under a Creative Commons Attribution 4.0 International License, which permits use, sharing, adaptation, distribution and reproduction in any medium or format, as long as you give appropriate credit to the original author(s) and the source, provide a link to the Creative Commons licence, and indicate if changes were made. The images or other third party material in this article are included in the article's Creative Commons licence, unless indicated otherwise in a credit line to the material. If material is not included in the article's Creative Commons licence and your intended use is not permitted by statutory regulation or exceeds the permitted use, you will need to obtain permission directly from the copyright holder. To view a copy of this licence, visit <http://creativecommons.org/licenses/by/4.0/>. The Creative Commons Public Domain Dedication waiver (<http://creativecommons.org/publicdomain/zero/1.0/>) applies to the data made available in this article, unless otherwise stated in a credit line to the data.

Published online: 01 November 2023

Reference

1. van Engelen TSR, Reijnders TDY, Paling FP, et al. Plasma protein biomarkers reflective of the host response in patients developing Intensive Care Unit-acquired pneumonia. *Crit Care*. 2023;27:269. <https://doi.org/10.1186/s13054-023-04536-0>.

Publisher's Note

Springer Nature remains neutral with regard to jurisdictional claims in published maps and institutional affiliations.